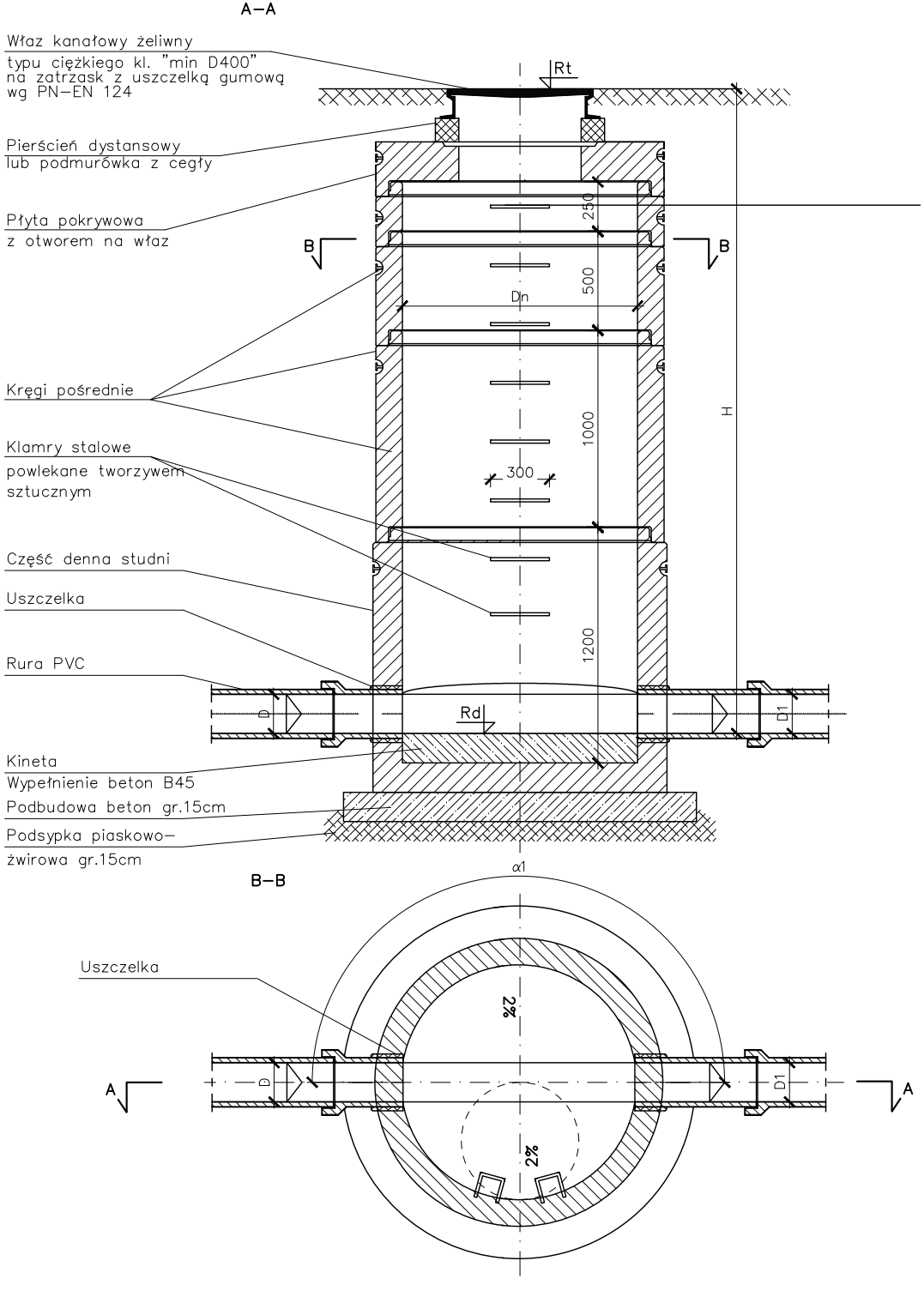
A–A
Właz kanałowy żeliwny
typu ciężkiego kl. "min D400"
na zatrzask z uszczelką gumową
wg PN–EN 124
Rt
Pierścień dystansowy
lub podmurówka z cegły
Płyta pokrywowa
z otworem na właz
B
B
250
500
Dn
Kręgi pośrednie
1000
H
Klamry stalowe
powlekane tworzywem
sztucznym
300
Część denna studni
Uszczelka
1200
Rura PVC
D
Rd
D1
Kineta
Wypełnienie beton B45
Podbudowa beton gr.15cm
Podsypka piaskowo–
żwirowa gr.15cm
B–B
α1
Uszczelka
2%
2%
A
A
D
D1

Studnie przelotowe

Nr studni	Schemat	α1	D	D1	Rt	Rd
		[°]	[m]	[m]	[m]	[m]
SG99.1	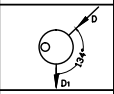	134	0,16	0,16	134,79	133,40
SG101.2	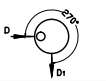	270	0,16	0,16	135,15	133,75
SG102.1		270	0,16	0,16	135,00	133,59
SG103		270	0,16	0,16	135,00	133,53
SG104	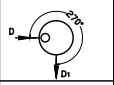	270	0,16	0,16	135,00	133,63
SG106	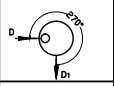	270	0,16	0,16	132,62	130,66
SG107.1	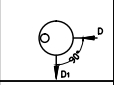	90	0,16	0,16	132,10	130,18
SG112.1	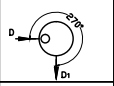	270	0,16	0,16	132,97	131,67
SG112.2	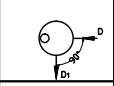	90	0,16	0,16	132,97	131,66
SG113.1	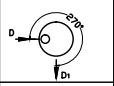	270	0,16	0,16	133,23	131,92
SG113.2	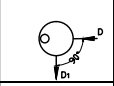	90	0,16	0,16	133,23	131,93
SG114.1	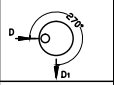	270	0,16	0,16	131,20	129,69
SG114.2	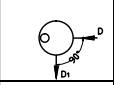	90	0,16	0,16	133,50	132,20
SG125.2	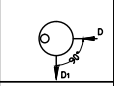	90	0,16	0,16	132,00	130,52
SG126	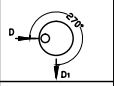	270	0,16	0,16	132,00	130,58
SG127	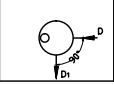	90	0,16	0,16	130,84	129,44

H=Rt−Rd	Dₙ	X	Y
[m]	[m]	[−]	[−]
1,39	1,0	3744054,21	5545947,43
1,39	1,0	3744013,61	5545829,37
1,41	1,0	3743988,31	5545739,40
1,47	1,0	3743970,72	5545677,55
1,37	1,0	3743946,25	5545645,03
1,96	1,0	3744559,24	5545986,18
1,93	1,0	3744584,83	5546061,88
1,30	1,0	3744522,64	5545956,66
1,31	1,0	3744486,92	5545971,38
1,31	1,0	3744405,26	5546005,04
1,30	1,0	3744440,98	5545990,32
1,51	1,0	3745219,65	5545434,92
1,30	1,0	3744357,30	5546024,81
1,48	1,0	3744066,50	5546315,35
1,42	1,0	3744142,32	5546247,73
1,40	1,0	3744608,78	5546279,30

Nr studni	Schemat	α1	D	D₁	Rt	Rd	H=Rt−Rd	Dₙ	X	Y
		[°]	[m]	[m]	[m]	[m]	[m]	[m]	[−]	[−]
SG128.1	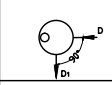	90	0,16	0,16	131,14	129,66	1,48	1,0	3744575,62	5546310,26
SG132	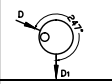	247	0,16	0,16	131,24	129,82	1,42	1,0	3744508,32	5546310,32
SG133	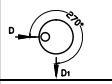	270	0,16	0,16	132,10	130,70	1,40	1,0	3744414,89	5546258,66
SG141.1	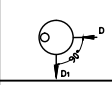	90	0,16	0,16	131,70	130,40	1,30	1,0	3744021,94	5546433,24
SG141.2	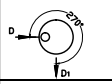	270	0,16	0,16	131,70	130,45	1,25	1,0	3744037,31	5546475,61
SG144.2	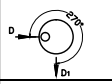	270	0,16	0,16	133,15	131,72	1,43	1,0	3744026,66	5546214,10
SG145	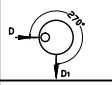	270	0,16	0,16	132,76	131,38	1,38	1,0	3744016,75	5546256,07
SG146	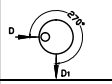	270	0,16	0,16	132,22	130,88	1,34	1,0	3744011,33	5546324,37
SG150.1	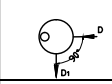	90	0,16	0,16	134,00	132,61	1,39	1,0	3744044,69	5546102,37
SG150.2	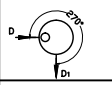	270	0,16	0,16	134,00	132,56	1,44	1,0	3744007,09	5546121,45
SG152	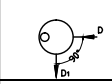	90	0,16	0,16	133,40	132,04	1,36	1,0	3743927,76	5546210,12
SG153	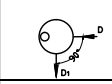	90	0,16	0,16	132,52	131,16	1,36	1,0	3743921,07	5546279,41
SG154	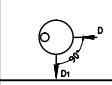	90	0,16	0,16	131,95	130,59	1,36	1,0	3743914,13	5546350,00
SG157	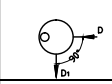	90	0,16	0,16	131,73	130,07	1,66	1,0	3743900,59	5546463,70
SG158	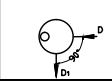	90	0,16	0,16	135,30	133,03	2,27	1,0	3745112,43	5545104,84

Inwestor / Zamawiający
Gmina Miejska Oława
Pl. Zamkowy 15
55-200 Oława

Jednostka projektowa
Scott Wilson Ltd.
ul. Rejtana 17, 02-516 Warszawa
Biuro Kraków, 31-320 ul. Słowicza 3

Stadium **Projekt wykonawczy /PW/**	Obiekt **Budowa sieci kanalizacyjnej i wodociągowej w dzielnicy Nowy Otok Zachód (Podzadanie nr 1) w Oławie**
Branża **Wod-Kan (OŚ)**	Tytuł rysunku **Zestawienie studni grawitacyjnych przelotowych, beton DN 1000**

Stanowisko	Imię i nazwisko	Nr uprawnień	Podpis
Projektant	mgr inż. Wojciech Wojciechowski	258/DOŚ/05	
Projektant Sprawdzający	mgr inż. Wiktor Jurkiewicz	248/86/UW	
Asystent Projektanta	mgr inż. Kinga Kasprzak		
Asystent Projektanta	mgr inż. Anna Kowalewicz		
Asystent Projektanta	mgr inż. Agnieszka Tałałas		

Nr projektu	Skala	Data	Nr egz.	Nr rys.
PL1219	**1:25**	**12.2008r.**		**43**